

# OUTDOORS,

## Pavers, Pools & Patios

*Create seamless spaces and indoor/outdoor flow with our extensive range of exterior tiles, pavers, and pool decorators.*

tile warehouse



*"We're all about Kiwi Living"*



 **tile**  
warehouse  
*for design inspiration*

# PORCELAIN PAVERS: 20mm



## What are the Benefits?

- Frost and Salt-resistant
- Colours do not fade
- Mould resistant – porcelain has a low water absorption of 0.5% or less
- Highly resistant to heavy loads
- No need for an expensive concrete slab
- Slip-resistant finish
- Quickly installed and easily removed
- Cost effective
- No requirement for sealing
- Scratch-resistant
- Strength tested - can drive on a Porcelain tile if installed correctly onto concrete.
- Match exterior tiles for indoor-outdoor flow
- Wear-resistant
- Resistant to stains/spills
- Allows water drainage
- Huge range of options



*With no sealing requirements, low levels of maintenance and high slip resistance, Tile Warehouse Porcelain Pavers are the ideal solution for use in both public and private outdoor areas.*



FROST RESISTANT



COLORS DO NOT FADE OVER TIME



RESISTANT TO SUDDEN TEMPERATURE CHANGES



RESISTANT TO ACID, CHEMICALS, SALT, ETC.



RESISTANT TO DAMAGE FROM MOULD AND MOSS



EASY TO CLEAN



QUICK AND EASY TO INSTALL



EASY TO REMOVE



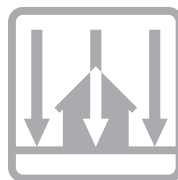
REUSABLE



READILY SERVICEABLE



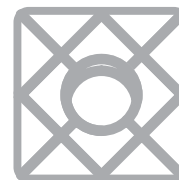
INSTALLATION WITH ADHESIVE POSSIBLE



MATCHES INTERIOR FLOORING



ANTISLIP



SPECIAL MATCHING PIECES



HIGHLY RESISTANT TO LOADS



ALLOWS WATER DRAINAGE



SUITABLE FOR RAISED INSTALLATIONS



EXTREMELY LONG-LASTING



WIDE RANGE OF FINISHES



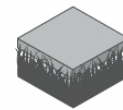

IMPERVIOUS

For External use  
on patios, balconies,  
around pools and  
pathways.

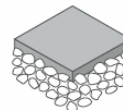


Create seamless exterior spaces onto compacted soil without the cost of concrete or onto raised floor systems. Tile Warehouse has the perfect range to meet and exceed your requirements with product that is structurally engineered for high resistance to breaking load and stress.


Step nosings available to match our Paver range.




*Dry installation on grass.*




*Dry installation on gravel and sand.*



*Installation with adhesive on screed.*



*Raised installation.*



*Dry placement on sand.*

### Spacer for application on gravel

Transparent plastic cross spacer for laying on gravel or irregular surfaces.



# TILE WAREHOUSE PORCELAIN PAVER RANGE


20mm Porcelain Pavers are twice the thickness of most tiles and have all the benefits of a regular porcelain tile. They are the ideal paving solution in that they will not stain, fade and require no treatment. They are also easy to install. Porcelain pavers and slabs can be laid dry on sand, grass, or gravel or they can be laid on concrete with adhesive, as you would a traditional porcelain tile.

Another alternative is to lay them using adjustable, raised supports such as our Pro-Jack supports with open joints allowing for drainage and providing a level tiled area out from doors to exterior living areas. Porcelain pavers tend to be more interesting in design compared to traditional pavers, and they often complement a 10mm porcelain range. This way they can be used both inside and outside creating internal, external flow. Here are a few of our porcelain paver collections:

## Konkrit\*




## Villa Stone\*



## Crushed Terrazzo



## Memphis\*



## Black Nero



## Paradigm\*



\* Matching Glazed-edge, Rounded Bull-noses available!


NB: Pavers are available in 600x600mm. Other sizes may be available in 450x900, 600x1200mm, POA.

# POOL TILES

Marlow




Aqua



Bali



Lume



Downtown




'IN/OUT' ranges are suitable for indoors and out. They are the perfect option for living areas flowing to external spaces with tiles that have excellent grip properties when wet.

## Villa Stone



## Baltimore




## Brussels



## In Falda\*




## Poetry Wood\*\*



\*R10 suitable for internal and covered external applications. Available in R11 on indent for pools and patios.

\*\*R11 available on indent to create seamless flow.

Sensi Roma



Konkrit



Jerusalem Stone



# PRO-JACK TILE SYSTEM


- Italian design & manufactured!
- Affordable!



## INNOVATIVE, DESIGN DRIVEN ARCHITECTURAL SOLUTIONS FOR RAISED FLOORS

The PRO-JACK TILE SYSTEM is a pedestal support system for indoor and outdoor raised floors. PRO-JACK height is fully adjustable from a minimum of 35mm to a maximum of 500mm. PRO-JACK is a modular fully adjustable system made of Polypropylene suitable for outdoor areas like roof tops, terraces, pool surroundings, pedestrian walkways, decks and patios.

Available in the Self-leveling head version and a fixed head version.



**EXAMPLE PRO-JACK TILE SYSTEM HEIGHTS WITH SELF-LEVELLING HEAD**



**EXAMPLE PRO-JACK TILE SYSTEM HEIGHTS WITH FIXED HEAD**




### PRO-JACK PROFILE A/B




Perimeter profile to protect and finish the outer edge of raised floors of different types, e.g. ceramic, porcelain, stone etc. The PRO-JACK PROFILE consists in an "L"-shaped horizontal flat base to insert and anchor above the PRO-JACK Self-levelling head and a vertical visible part to insert in the vertical "L"-shaped element (as indicated in the drawing).

### PRO-JACK PROFILE T



Profile for the protection and finishing of the external edge of raised floors in ceramic, porcelain, stone and composite materials. The vertical section of the profile features specially designed fins that create a dovetail cladding system. This dovetail cladding system allows for the adhesive used to fix the covering to also mechanically bond to the profile itself. The profile is provided with a decorative edge of 20mm height.

### PRO-JACK PROFILE N



Profile for the protection and finishing of the external edge of raised floors in ceramic, wood and composite materials. The vertical section of the profile features specially designed fins that create a dovetail cladding system. This dovetail cladding system allows for the adhesive used to fix the covering, to also mechanically bond to the profile itself.